

KITESURFING
ARMADA
FESTIVAL

HAYLING ISLAND | 10-12 SEPTEMBER 2021


IN ASSOCIATION WITH LEWIS CRATHERN



1

STEP: 1

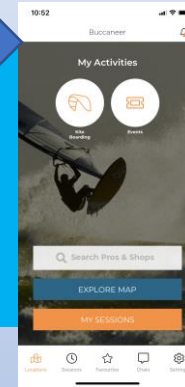
Download the Buccaneer Sessions app from either the Apple App Store or Google Play. Then go through the user set up for a new account and log in to the App



2

STEP: 2

Tap on the notification Bell icon in the top right corner of the screen and you will see the Armada event invitation – Tap it



3

STEP: 3

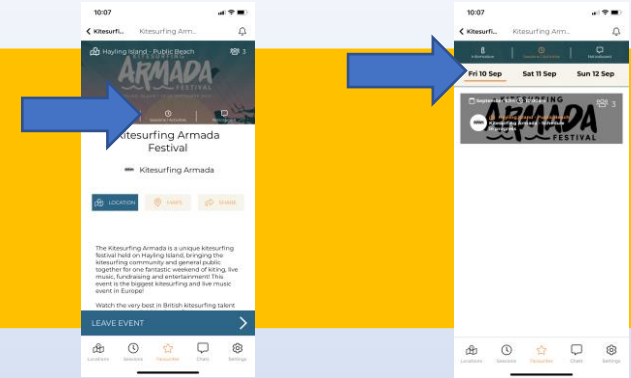
The App will take you to the main Event screen for the Armada Festival. At the bottom of the screen, you will see a button labeled “Join Event” Tap this



4

Stuff to do in the App

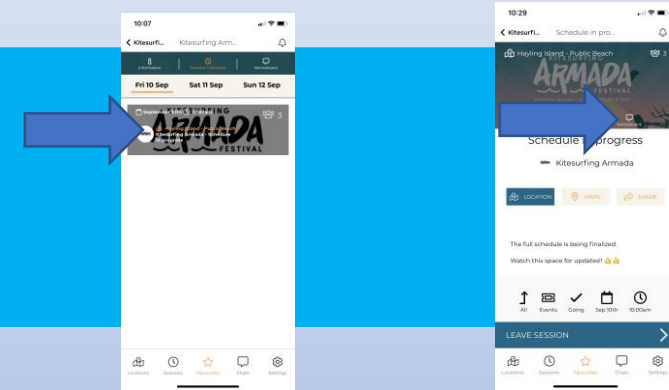
You should now be in the main Event screen. Tap "Sessions / Activities" to see the festival schedule day by day. Tap the date headings to see the schedule laid out chronologically



5

Stuff to do in the App

Tap the entry for the Session you are interested in. By default, you will be signed into all events and sessions during the festival, meaning you will get a live feed of what is happening from the organizers. If there are Activities / Events you are not interested in and don't want to receive alerts, you can tap the "Leave Session" button at the bottom of the screen.



6

Stuff to do in the App

If you tap the "Noticeboard" link you will be taken to the live stream of Noticeboard entries for that Session. You can only see the notice board if you are Joined up to the Session in question. There is tones of functionality in the app outside of Events so have play. The easiest way back to the Armada Festival if you explore the App further is to tap "Sessions" on the main navigation bar at the bottom of the screen.

